

Saturno Self-service Neutral elements



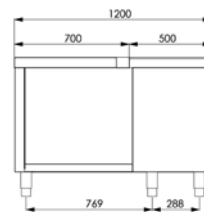
Model	Total dimensions (mm)	Code
Self-service cash register right	1200 x 700 x 850	• S1001401
Self-service cash register left	1200 x 700 x 850	• S1001402

Self-service cash register area


- Designed for cash register areas.
- Made of AISI 304 18/10 stainless steel.
- 65 mm countertop with rounded finish, fully welded.
- 150 mm legs allow you to raise the height of the unit from 850 to 900 mm.
- Stainless steel front panel with optional decorative panel.
- Comes with one drawer.


Trayslides
p. 140

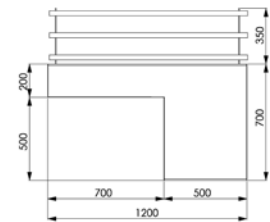

Decorative panels
p. 142



Raised self-service cash register



Freestanding self-service cash register left




Freestanding self-service cash register right



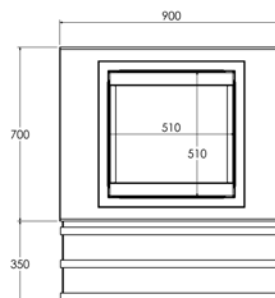
Total dimensions (mm)	Code
900 x 700 x 850	• S1001920

Self-service neutral utensil rack dispenser

- Used in distributing glasses and cups in standard utensil racks.
- Made of AISI 304 18/10 stainless steel. 65 mm countertop with rounded finish, fully welded.
- 150 mm legs allow you to raise the height of the unit from 850 to 900 mm.
- Stainless steel front panel with optional decorative panel.
- Approximate capacity: Six 110 mm racks or ten 50 mm racks.


Trayslides
p. 140


Decorative panels
p. 142



• 6-day shipping

Self-service unit for plate dispenser trolley



- Designed to fit one self-service constant-level plate dispenser.
- Made of AISI 304 18/10 stainless steel.
- 65 mm countertop with rounded finish, fully welded.
- 150 mm legs allow you to raise the height of the unit from 850 to 900 mm.
- Stainless steel front panel with optional decorative panel.
- Includes outlet to connect to plate dispenser.



Trayslides
p. 140



Decorative
panels
p. 142

Total dimensions
(mm)

1300 x 700 x 850

Code

• S1001930



S1001930 + F0420311 + F1100711 +
F1100711



F0420311 + F1100711 +
F1100711



Self-service constant-level plate dispenser

- For distributing hot plates at a constant height.
 - Made of AISI 304 18/10 stainless steel.
 - 65 mm countertop with rounded finish, fully welded.
 - 150 mm legs allow you to raise the height of the unit from 850 to 900 mm.
 - Stainless steel front panel with optional decorative panel.
 - Capacity for 130 plates (65 in the basic model).
 - Adjustable diameter from Ø200 to Ø310 mm.
- Trayslides and stainless steel covers not included.



Trayslides
p. 140



Decorative
panels
p. 142

Single

Model	Total dimensions (mm)	Capacity	Power (W)	Supply (V/Hz)	Code
Neutral	500 x 700 x 850	65 plates	–	–	• S1001901
Hot	500 x 700 x 850	65 plates	800	230/50-60	• S1001911
SST cover	Ø 368 x 140	–	–	–	• F1100711

Double

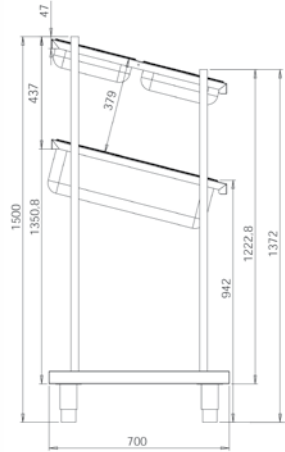
Model	Total dimensions (mm)	Capacity	Power (W)	Supply (V/Hz)	Code
Neutral	1000 x 700 x 850	130 plates	–	–	• S1001902
Hot	1000 x 700 x 850	130 plates	1600	230/50-60	• S1001912
SST cover	Ø 368 x 140	–	–	–	• F1100711



• 6-day shipping

Saturno Self-service Accessories

New!

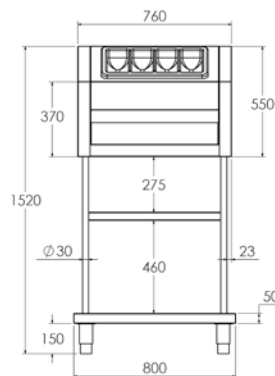


Freestanding utensil, glass, and tray dispenser

- Made of AISI 304 18/10 stainless steel.
- 200 mm-deep GN 2/1 bread pan.
- Capacity for 6 GN 1/3 tubs or 2 GN 1/1 tubs for utensils.
- Shelves come attached to the structure and can be interchanged.
- Adjustable 150 mm stainless steel legs.

Freestanding

Total dimensions (mm)	Code
800 x 700 x 1500	• S1000003

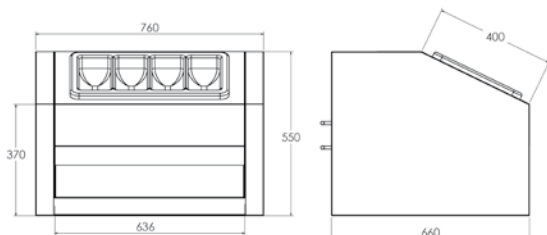


Freestanding tray, utensil, and bread chute dispenser

- Made of AISI 304 18/10 stainless steel.
- High-capacity bread chute.
- Double shelf for trays and glasses.
- Utensil holder made of food-grade PVC.
- Removable tray to collect bread crumbs.

Freestanding

Total dimensions (mm)	Code
800 x 700 x 1520	• S1000001



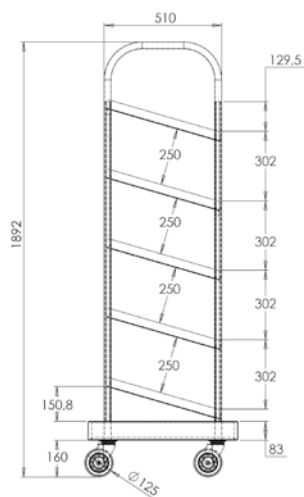
Countertop utensil dispenser and bread chute

- Made of AISI 304 18/10 stainless steel.
- High-capacity bread chute.
- Utensil holder made of food-grade PVC.
- Removable tray to collect bread crumbs.

Countertop

Total dimensions (mm)	Code
760 x 660 x 550	• S1000201

• 6-day shipping



Trolley for racks of glasses

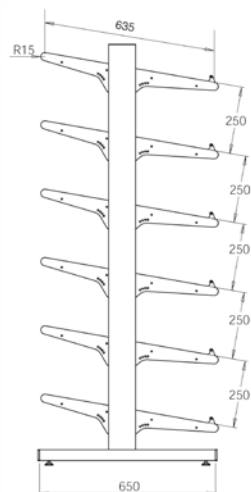
- Made of AISI 304 18/10 stainless steel.
- Ø125 castors, 2 with brakes.
- 5 sets of runners to fit racks of glasses.
- Racks not included.
- Measurement of dish racks: 500 x 500 mm.

Total dimensions (mm)

610 x 650 x 1892

Code

• S1000002



Glass dispenser

- Made of AISI 304 18/10 stainless steel.
- Protective bar prevents glasses from falling.
- Stainless steel shelves.

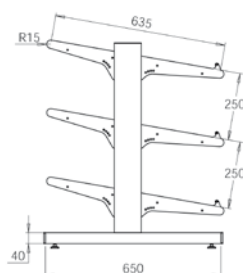
Freestanding (6 shelves)

Total dimensions (mm)

600 x 650 x 1560

Code

• S1100705



Countertop (3 shelves)

Total dimensions (mm)

600 x 650 x 760

Code

• S1100704

• 6-day shipping

Saturno Self-service Accessories

Trayslide runners

- Made of AISI 304 18/10 stainless steel.
- Can be adjusted to facilitate alignment.
- Decorative chrome end caps.
- Assembly is required for self-service units.



For self-service units	Total dimensions (mm)	Code
3 GN, 1200 mm neutral and self-service cash register area	1200 x 350	• S1020002
4 GN and 1600 mm neutral	1600 x 350	• S1020003
6 GN	2300 x 350	• S1020005
500 mm neutral and single-plate constant-level plate dispenser	500 x 350	• S1020006
800 mm neutral	800 x 350	• S1020001
Utensil rack dispenser	900 x 350	• S1020007
Double-plate constant-level plate dispenser	1000 x 350	• S1020011
Plate dispenser	1300 x 350	• S1020008
Exterior 45° corner	804 x 350	• S1020009
Exterior 90° corner	1490 x 350	• S1020010

Baseboards

For self-service units	Total dimensions (mm)	Code
3 GN, 1200 mm neutral and self-service cash register area	1200 x 149,3	• S1030002
4 GN and 1600 mm neutral	1600 x 149,3	• S1030003
6 GN	2300 x 149,3	• S1030005
500 mm neutral and plate dispenser single, constant-level	500 x 149,3	• S1030006
800 mm neutral	800 x 149,3	• S1030001
Utensil rack dispenser	900 x 149,3	• S1030007
Double-plate constant-level plate dispenser	1000 x 149,3	• S1030014
Plate dispensing trolley	1300 x 149,3	• S1030008
Exterior 90° corner	1018 x 149,3	• S1030012
Interior 90° corner	570 x 149,3	• S1030011
Exterior 45° corner	590 x 149,3	• S1030009
Interior 45° corner	292 x 149,3	• S1030013
Side base panel (lateral)	640 x 149,3	• S1030015



Hand rail

- Made of Ø40 mm AISI 304 18/10 stainless steel.
- Welded plates with holes for attachment to the floor (screws and rawlplugs included).

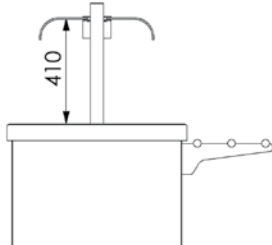
Total dimensions (mm)	Code
248 x 1200	• S1020801



• 6-day shipping

Neutral support

- Made of AISI 304 18/10 stainless steel.
- 50 mm rounded tube supports.
- Set of 2 mounting units.

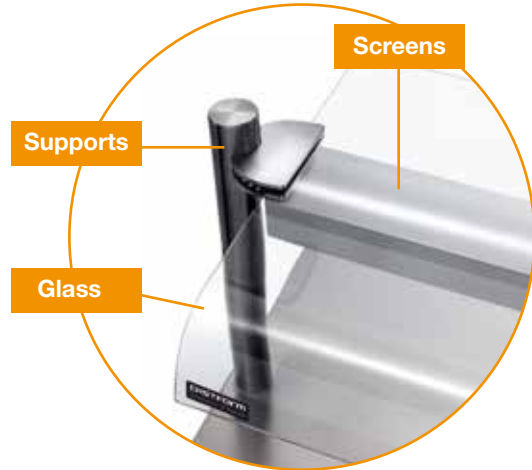


Neutral support

Code

- S1120700

Supports, screens, and glass sold separately



Supports with screens

- Screens with fluorescent lighting.
- Screens with halogen lighting and heat.

With light

Capacity	Power (W)	Supply (V/Hz)	Code
3 GN	21	230/50-60	• S1120701
4 GN	28	230/50-60	• S1120702
6 GN	42	230/50-60	• S1120704

With light and heat

Capacity	Power (W)	Supply (V/Hz)	Code
3 GN	600	230/50-60	• S1120801
4 GN	900	230/50-60	• S1120802
6 GN	1500	230/50-60	• S1120804

Glass

- Tempered safety glass to protect food safety.



1 surface curved glass

Capacity	Code
3 GN	• FCRCU008
4 GN	• FCRCU009
6 GN*	• FCRCU007



2 surface curved glass

Capacity	Code
-	-
4 GN	• FCRCU003
-	-



Front glass

Capacity	Code
3 GN	• FCRFU008
4 GN	• FCRFU009
6 GN*	• FCRFU007

* Two 3GN glasses connected by a central clamp.

* Two 3GN glasses connected by a central clamp.

• 6-day shipping

Saturno Self-service Accessories

Decorative panels with wood finish

Comes in stainless steel. Personalize your self-service line with decorative panels, available in smooth or veined finishes. Panels come pre-installed.



Smooth finish

For Self-service unit



White



Orange



Red



Green

	White	Orange	Red	Green
500	• S1010901	• S1020901	• S1030901	• S1040901
800	• S1010902	• S1020902	• S1030902	• S1040902
900	• S1010903	• S1020903	• S1030903	• S1040903
1000	• S1010904	• S1020904	• S1030904	• S1040904
1200	• S1010905	• S1020905	• S1030905	• S1040905
1300	• S1010906	• S1020906	• S1030906	• S1040906
1600	• S1010907	• S1020907	• S1030907	• S1040907
2300	• S1010908	• S1020908	• S1030908	• S1040908
Exterior 90° corner	• S1010909	• S1020909	• S1030909	• S1040909
Interior 90° corner	• S1010910	• S1020910	• S1030910	• S1040910
Exterior 45° corner	• S1010911	• S1020911	• S1030911	• S1040911
Interior 45° corner	• S1010912	• S1020912	• S1030912	• S1040912
Center island kit with tub and plate	• S1010913	• S1020913	• S1030913	• S1040913
Center island kit with bain-marie	• S1010914	• S1020914	• S1030914	• S1040914

• 6-day shipping



Veined finish

For Self-service unit



Wenge



Maple



Walnut

	Wenge	Maple	Walnut
500	• S1110911	• S1120911	• S1130911
800	• S1110912	• S1120912	• S1130912
900	• S1110913	• S1120913	• S1130913
1000	• S1110914	• S1120914	• S1130914
1200	• S1110915	• S1120915	• S1130915
1300	• S1110916	• S1120916	• S1130916
1600	• S1110917	• S1120917	• S1130917
2300	• S1110918	• S1120918	• S1130918
Exterior 90° corner	• S1110919	• S1120919	• S1130919
Interior 90° corner	• S1110920	• S1120920	• S1130920
Exterior 45° corner	• S1110921	• S1120921	• S1130921
Interior 45° corner	• S1110922	• S1120922	• S1130922
Center island kit with tub and plate	• S1110923	• S1120923	• S1130923
Center island kit with tub and plate	• S1110924	• S1120924	• S1130924

• 6-day shipping